

“A STUDY ON SOCIO- ECONOMIC STATUS OF DAIRY WORKERS IN MADURAI CITY”

Dr.A.Kumudha*

Abstract

Dairy sectors are important not only as the producer of highly nutritious food products, but also for the sustenance of poor farmers and over all prosperity of the farming community. Dairy farming is a profitable business. It provides an excellent opportunity for self-employment of unemployed youth. In the present study, we have analyzed the socio-economic Socio- Economic Status of Dairy Workers in Madurai City. This study is based on primary data source. The simple systematic tables have been formulated according to the classification conveniently, Percentage analysis, simple linear regression model and charts have been applied.

Keywords: Dairy workers, Employment Opportunities, Madurai District.

* **Assistant Professor of Economics, Thiagarajar College, Madurai**

Introduction

Dairy farming is a profitable business. It provides an excellent opportunity for self-employment of unemployed youth. Dairying is an important source of subsidiary income to small/marginal farmers and agricultural laborers. There is immense scope of dairy farming in our country. The increasing cost of feed ingredients and its seasonal variability can be reduced by undertaking fodder cultivation. The manure from animals provides a good source of organic matter for improving soil fertility and crop yields. The gobar gas from the dung is used as fuel for domestic purposes as also for running engines for drawing water from well. The surplus fodder and agricultural by products are gainfully utilized for feeding the animals. Almost all draught power for farm operations and transportation is supplied by bullocks. Since agriculture is mostly seasonal, there is a possibility of finding employment throughout the year for many persons through dairy farming. Thus, dairy also provides employment throughout the year.

Dairy farming is a profitable business. It provides an excellent opportunity for self-employment of unemployed youth. Dairying is an important source of subsidiary income to small/marginal farmers and agricultural laborers. There is immense scope of dairy farming in our country. The increasing cost of feed ingredients and its seasonal variability can be reduced by undertaking fodder cultivation. The manure from animals provides a good source of organic matter for improving soil fertility and crop yields. The gobar gas from the dung is used as fuel for domestic purposes as also for running engines for drawing water from well. The surplus fodder and agricultural by products are gainfully utilized for feeding the animals. Almost all draught power for farm operations and transportation is supplied by bullocks. Since agriculture is mostly seasonal, there is a possibility of finding employment throughout the year for many persons through dairy farming. Thus, dairy also provides employment throughout the year.

STATEMENT OF THE PRESENT STUDY

The present study is “A Study on Socio- Economic Status of Dairy Workers in Madurai City”. The problems have been identified and analyzed in terms of socio-economic status of dairy workers in the study area.

SCOPE OF THE STUDY

The present study covers the South Zone of Madurai city. In this study the researcher to analyses the social characters and individual economic empowerment of their family drawn, characteristics of dairy workers in Madurai city and studies the income and expenditure, age, educational status, employment, decision making and asset holding of the households.

OBJECTIVES OF THE STUDY

The primary objectives of the present study are to analyze the Socio-Economic Status of the Dairy workers in South Zone of Madurai District.

- To study the social status of the sample respondents.
- To analyses the economic status of the sample respondents.
- To analyze the constraints of dairy farmers.
- To suggest measures for improving the living conditions of the sample respondents.

LIMITATIONS OF THE STUDY

The present study is subject to certain constraints and limitations. They are:

1. It is confined only to South Zone of Madurai city.
2. The present study is concentrate only dairy workers.
3. The present study is limited only 130 respondents.

Sampling Technique

Madurai city is the universe of the present study. This city consists 4 zones South, North, East, West. Out of these, south zone has been purposively chosen for the present study as this zone has the large number of dairy workers. 130 sample respondents have been selected by using convenience sampling method. All the 26 wards of South Zone are covered under this study. 5 dairy workers from each ward have been selected. Thus at the rate of five per ward the total size of the sample is 130.

Period of Study

The period of the present study covers 6 months, i.e., from April 2015 to September 2015. During this period, the field investigation and data collection pertaining to the present study have been done.

Method of Data Collection

The method of data collection is a direct personal interview with the sample respondents with a pre-tested structure interview schedule. The pre-tested interview schedule has been administered to dairy farming unit to gather relevant and required information.

Analysis of data

The collected data have been analyzed and interpreted by using statistical tools. After the data collection, a Master Table has been prepared. The simple systematic tables have been formulated according to the classification conveniently.

The following statistical tools like percentage analysis and simple linear regression model have been applied.

Percentage analysis

Percentage analysis is used for finding the socio-economic back ground of the respondents.

$$\text{Percentage} = \frac{\text{Number of Respondents}}{\text{Total Number of Respondents}} \times 100$$

SLR (simple liner regression model)

The relationship between family income and family expenditure of dairy workers are analysed by using simple regression model.

$$Y = \beta_0 + \beta_1 X_1 + U$$

where

Y = Expenditure

X = Income

B = Co-efficient

A = Random disturbance term

EDUCATIONAL STATUS

Education seems to be indispensable even in the case of workers who belong to building construction. It makes efficient and responsible. But it is not a pre-condition for getting employment in this sector.

Table-1

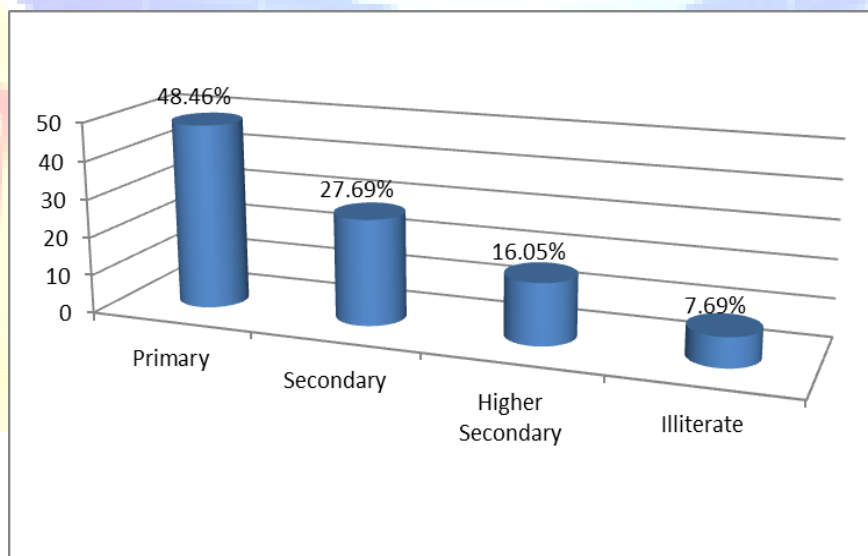
Educational Status of Sample Respondents

Educational Qualification	Number of Respondents	Percentage
Primary	64	48.46
Secondary	36	27.69
Higher Secondary	21	16.05
Illiterate	10	7.69
Total	130	100.00

Source: Survey Data

Table-1 shows that the educational qualification of the sample respondents. Out of 130 sample respondents 7.69 percent of the sample respondents are illiterate. It also found that 48.46 percent of respondents were studied up to primary level of education. It is followed by 27.69 percent of sample respondents have studied secondary level. Only 16.05 percent of the sample respondents have studied higher secondary level.

Educational Status of Sample Respondents



FAMILY STATUS

In Human a family is an exclusive group of people who share a close relationship a unit typically or traditionally composed of a mated couple and their dependent children procreation in co-residence. The type of family is classified, into joint and nuclear.

Table-2
Type of Family

Type of Family	Number of Respondents	Percentage
Joint	8	6.00
Nuclear	122	94.00
Total	130	100.00

Source: Survey Data

It is evident from table-2 out of 130 sample respondents, 94.00 percent of sample respondents live in nuclear type. Only 6.00 percent of sample respondents live with joint family system. Because of changing trend, modernization many of them prefers to live in nuclear family.

Type of Family

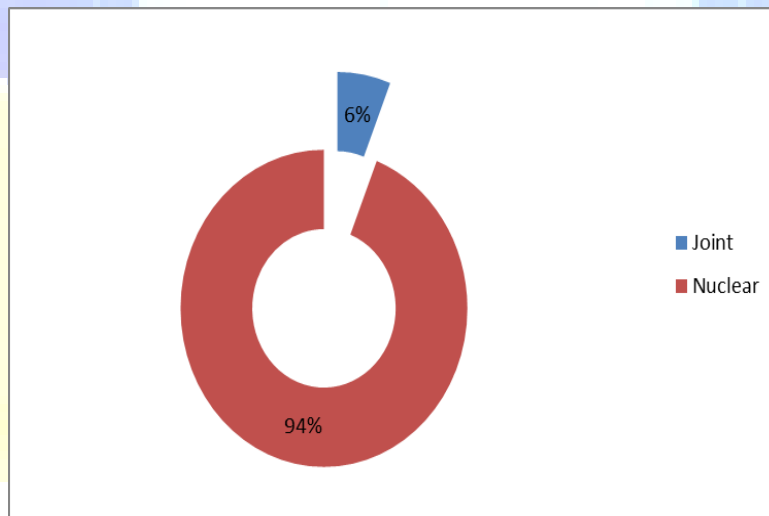


Table-3

Reasons for involving dairy farming

Reasons	Number of respondent	Percentage
To supplement family Income	30	23.07
Due to unemployment	77	59.23

Main occupation	23	17.69
Total	130	100.00

Source: Survey Data

The table-3 shows that 23.07 percent of the sample respondents said that to supplement the family income is the reason for involving dairy unit, 59.23 percent of the sample respondents said that unemployment is the reason for involving dairy unit and remaining 17.69 percent of the sample respondents said that it's the main occupation for them.

Reasons for involving dairy farming

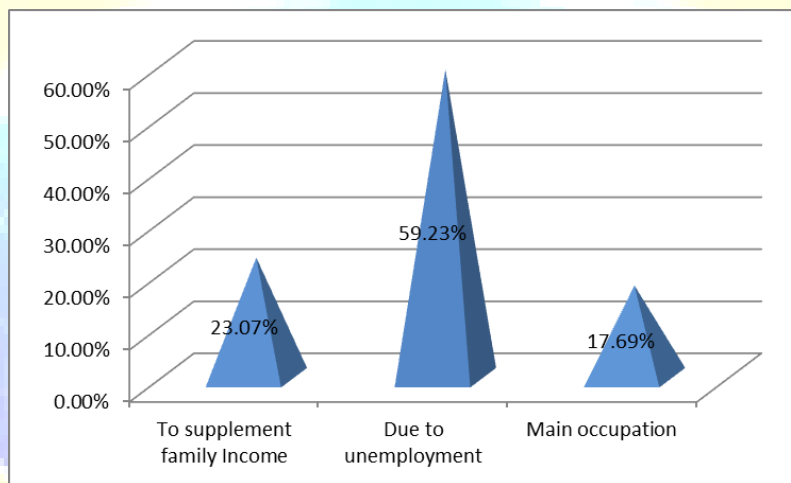


Table-4

Number of Malachi Animals

Number of milk animals	Number of respondents	Percentage
One	48	36.92
Two	29	22.30
Three	27	20.76
More than three	26	20.00
Total	130	100.00

Source: survey Data

The table-4 indicates that 36.92 percent of the sample respondents are maintained only one milk animal, 22.30 percent of the sample respondents are maintained two milk animals, 20.76 percent of the sample respondents are maintained three milk animals and remaining 20.00 percent of the sample respondents are maintained more than three milk animals.

Number of Malachi Animals

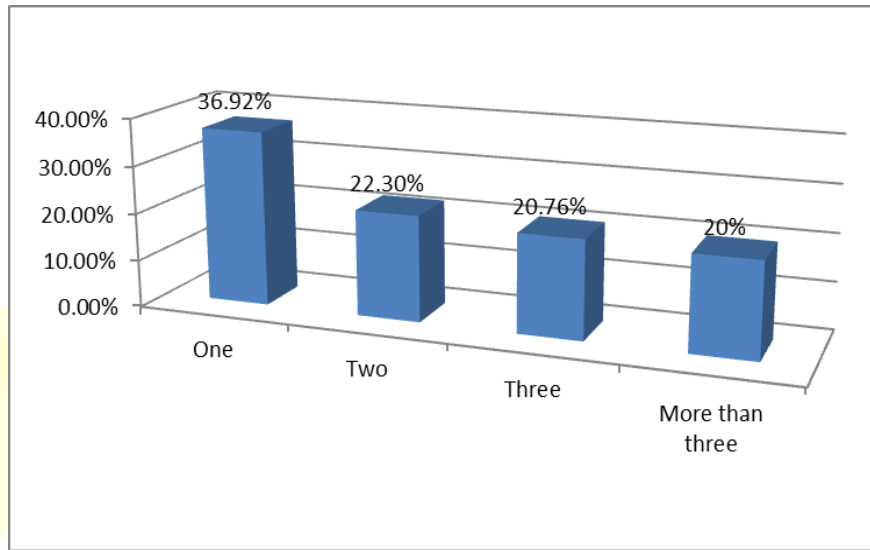


Table-5
Milk yield per day

Quantity	Number of Respondents	Percentage
Between 4 and 7 liters	54	41.54
Between 7 and 10 liters	34	26.15
More than 10 liters	42	32.31
Total	130	100.00

Source: Survey Data

Table-5 indicates that 41.54 percent of the sample respondents get milk yield between 4 and 7 liters per day, 26.51 percent of the sample respondents get milk yield between 7 and 10 liters per day and remaining 32.31 percent of the sample respondents get milk yield more than 10 liters per day.

Milk yield per day

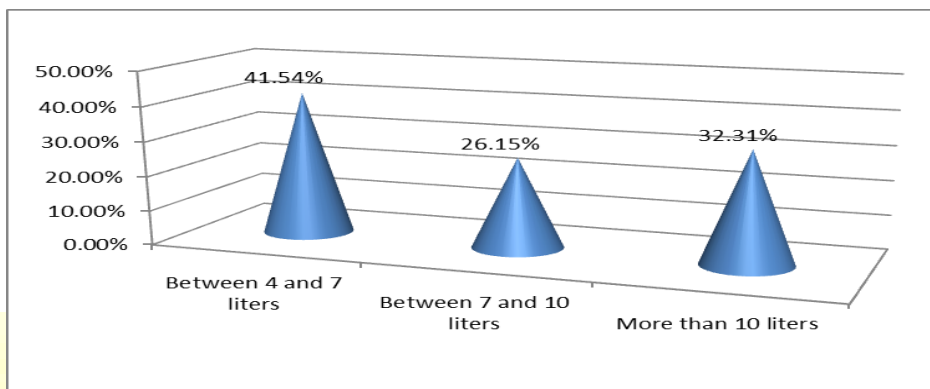


Table-5

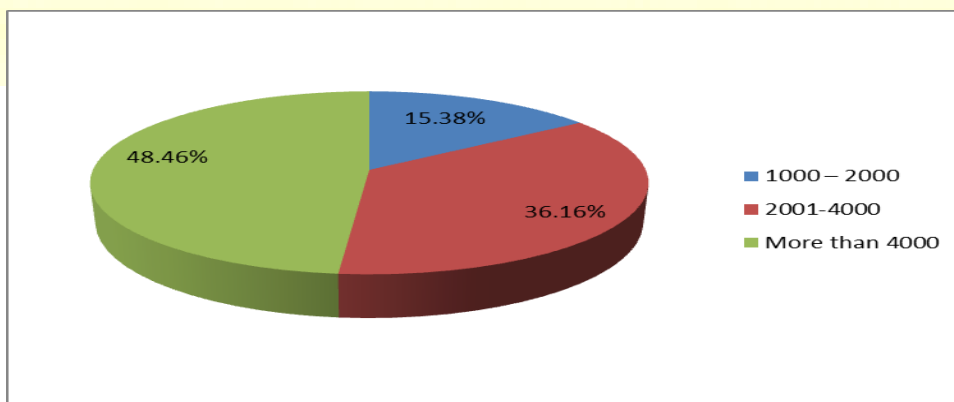
Income from dairy unit

Amount (Rs) per day	Number of respondents	Percentage
1000 – 2000	20	15.38
2001-4000	47	36.16
More than 4000	63	48.46
Total	130	100.00

Source: Survey Data

It is evident from table-5 that a majority of the sample respondents 48.46percent of the sample respondents earn more than Rs.4000, 36.16percent of the sample respondents earn Rs. 2001 to 4000 from the dairy unit, and 15.38percent of the sample respondents earn Rs.1000-2000 from the dairy unit.

Income from dairy unit



INCOME PATTERN

Income is one of the important indications to find the economic status of the sample respondents. People earn for satisfying their basic needs. Depending upon the educational qualification, they settle in a particular occupation and accordingly earn income has been presented in the following Table-6

Table-6
Family income of the Respondents

Amount (Rs)	No. of Respondents	Percentage
Up to 15000	22	17.00
15001-30000	79	61.00
Above- 30000	29	22.00
Total	130	100.00

Source: Survey Data

Table-6 shows the annual family income of the respondents the annual family income can be classified into three categories Rs. Up to 15000, 15001 to 30000. About 17 percent of the respondents fall in the income group of below Rs. 15000 and 61 percent of the respondents are having annual income from Rs. 15001 and 30000. Only 22 percent of the respondents have earned annual income above Rs. 30000. Maximum number of the respondent's family earning range from Rs. 15001 to 30000.

EXPENDITURE PATTERN

Payment of cash or cash-equivalent for goods or services, or a charge against available funds in settlement of an obligation as evidenced by an invoice, receipt, voucher, or other such document .the following table presents the expenditure pattern of the sample respondents.

Table-7

Family Expenditure of the Respondents

Amount (Rs.)	No. of Respondents	Percentage
Up to 15000	46	36.00
15001-30000	67	52.00
Above-30000	17	13.00
Total	130	100

Source: Survey Data

Table-7 shows the level of family expenditure of the respondents. The annual family expenditure can be classified into the category up to 15000, 15001 to 30000 and above 30000, 36 percent of families expenditure is less than Rs.15000. The proposition of the families having annual expenditure between 15001 to 30000 is 52 percent while 13 percent of the families have expenditure above Rs.30000.

Model for Family Income and Expenditure of Dairy Workers

The relationship between family income and family expenditure pattern of dairy workers are analyzed by using simple linear regression model.

Hypothesis

H_0 : There is no relationship between income and expenditure of dairy workers.

The function of log transformation is estimated on the basis of ordinary least square technique estimated co-efficient is given in the following table.

$$Y = \beta_0 + \beta_1 X + U$$

Where

Y= Expenditure

X= Income

β_0 =Co efficient

u = random (or) disturbance item

Table-8

Family Income and Expenditure

Variable	β_0 Co efficient	SE- β	Beta	T	Significant
Income	0.5226	0.046208	0.046208	0.7524	0.0000
Constant	4806.831	4806.831	1301.53456	-	0.0004
$R^2=0.56624$					
Durbin-Watson Test = 2.14321					

Source: Survey Data

The interest value is 4806.83. If we assume the independent variable are constant than the dependent variable will increase 4806.83 unit. It is seen that the model has good fit as observed from the R^2 Value 0.566. It implies that 56 percent change in dependent variable is explained by independent variable.

One rupee increase in income increase expenditure by 52 paise and it is significant at 5 percent level.

Table-9

Problem faced by the members in dairy unit

Opinion	Number of Respondents	Percentage
Loan amount was not sufficient	44	42.00
High rate of interest	34	26.00
Delay in the disbursement of the loan amount	42	32.00
Total	130	100.00

Source: Survey Data

Table- 9 shows that 42.00 percent of the sample respondents says that insufficient loan amount is the main problem, 26.00 percent of the sample respondents says that high rate of interest is the

another problem and remaining 32.00 percent of the sample respondents says that delay in the disbursement of the loan amount is the main problem.

FINDINGS

- 76 percent of the sample respondents were belongs to the age group of 26 to50 years.
- 40 (80 percent) sample respondents of the respondents were male dairy unit owners.
- 96 percent of the sample respondents were Hindu's. 4 percent of the respondents were Christians.
- 82 percent of the samples respondents are belong to Schedule Caste.
- 40 (80 percent) of the sample respondents were married.
- 84 percent of the sample respondents were live in nuclear type.
- A majority of the sample respondents (42 percent) are living in thatched houses.
- 76 percent of sample respondents are living in owned houses.
- 48 (96%) of the selected sample respondents households are electrified.
- 40 percent of the sample respondent's family members are contributed below Rs.1000 to his family.
- A majority of the sample respondents (60 percent) earn above Rs.4000 from dairy unit.
- A majority of the sample respondents (90 percent) earn income through dairy farm sources.
- 100 percent of the sample respondents getting an assets like movable and immovable assets.
- 46 percent sample respondents were owned worth of Above Rs.5000 bovine shelter.
- 56 percent of the sample respondents were spent for Above Rs.3000 per month.
- 92 percent of the sample respondents are saved.
- A majority of them (54percent) saving certain amount to meet over their family expenditure purpose.
- 100 percent of the sample respondents are indebted.
- 22 (44 percent) of them indebtedness between Rs. 5001-10000.
- 96 percent of the sample respondents are received the loan amount co-operative milk society.
- 42 percent of the sample respondents received the loan amount of Rs. above 15000.

- 46 percent of the sample respondents received the loan amount before one year back.
- 84 percent of the sample respondents are paid the rate of interest below 7 percentages.
- 88 percent of the sample respondents are directly paying the loan amount on an installment basis.
- 86 percent of the sample respondents are received subsidy from the dairy society.
- 98 percent of the sample respondent's expressed that their monthly income increased after associated with the society.
- 98 percent of the sample respondent's financial position increased after associated with the dairy unit.
- 47 percent of the sample respondent's consumption level was increased after associated with the society.
- 82 percent of the sample respondent's bank deposits were increased after associated with the dairy unit.
- 98 percent of the sample respondents say animal healthcare facility available at doorstep.
- 76 percent of the sample respondents are facing low price is the main problem of marketing the milk.
- 42 percent of the sample respondents are says that loan amount was not sufficient is the main problem.

SUGGESTIONS OF THE PRESENT STUDY

1. The veterinary facilities available in the study area are not adequate and sufficient. Steps should be taken to provide adequate and proper veterinary facilities in the study area.
2. There are good potentials for developing small scale industries for manufacturing indigenous milk products in the study area. There is need to educate and assist the dairy farmers in respect of breeding, feeding, animal management technique and marketing of milk and milk products.
3. Some infrastructural development like road communication is needed for transportation of fodder, feed concentrates, veterinary services and medicines and transportation of milk to the consuming centers.
4. The financial institutions can also play a significant role in improving the processing infrastructure by extending credit to good working SHGs and milk producing units.

5. Establishment of organized marketing networks of market is necessary so that the dairy farmers get the remunerative return for their produce.
6. The State Veterinary Department should create facility for Artificial Insemination and pregnancy test at the door step of the dairy farmers.

CONCLUSION

Despite all the problem it faces the dairy sector holds promise as a dependable source of livelihood for the vast majority of the rural poor liberalization of world trade in dairy products under the new trade region in dairy products under the WTO poses new challenges and has opened up new export opportunities for the dairy industry. The dairy sectors in study area needs to enhance its competitive economic advantages in dairy products intermesh of both in quality and cost and its creditability international markets. The role of governments should be to direct, coordinate and regulate activities of various organizations engaged in dairy development to establish and maintain a level playing field for all stake holder and to create and maintain a congenial socio economic institutional and political environment for small holder daisy development policy must be formulated. Such policy should be an integral part of national development policy and due consideration should be given to its direct and indirect effect on other sub-sectors of the economy and vice versa.

All the above mentioned suggestions shall certainly pave the way for more milk production with better returns to milk producers and growth and development of dairy sector and the study area in particular.

References

1. Ahuja, Vinod et al.: Agricultural Services and the Poor, Ahmadabad, Indian Institute of Management, 2000.
2. Birthal, Pratap. S.: Livestock in Different Farming System in India, New Delhi, Agricultural Economics Research Review (Conference Proceedings), 2002.
3. Devaraj. D, A Hand Book of Madurai Corporation, Amma publishers, Madurai, October 2012.
4. Census of India-2011, Tamil Nadu- An Economic Appraisal.

5. Benny, Basavaraj, S.: “Milk Producers Co-operative Societies in Karnataka,” Kurukshetra, Vol. 51, No.6, 2003, pp. 23-26.
6. Rout, Niranjan and Tripathy, Mrutunjaya: “Economics of Milk Marketing in Kurda Disrict of Orissa,” Indian Journal of Agricultural Economics, Vol.50, No.3, 1995, p.336.

